


# SWIWIN SW120B

## 120N thrust micro turbine



SWIWIN  
SW120B



# SW120B complete set



Engine package  
Contains  
following items :


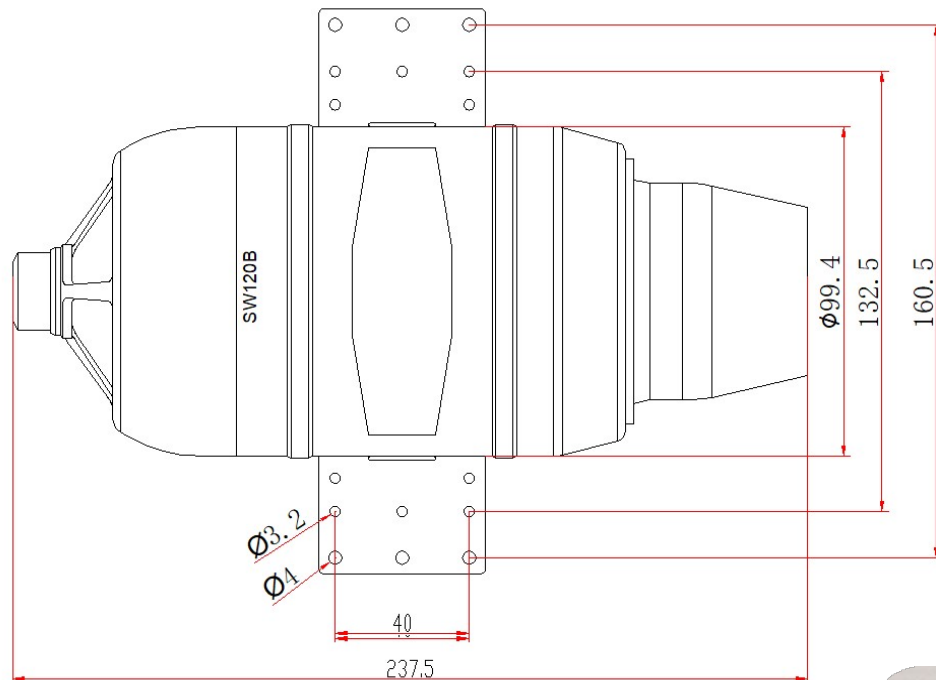
- Engine and fix ring
- V3 ECU
- Brushless pump
- Data terminal
- Engine cable
- Signal cable
- Battery cable
- Pump cable
- Filter
- Ball valve

# specifications

## ▣ SW120B

- ▣ Diameter : 99mm
- ▣ Length : 250mm
- ▣ Body weight : 1250g
- ▣ Rpm range : 38,000-125,000
- ▣ Thrust : 120N ( 12Kg )
- ▣ Max exhaust temp : 700°C
- ▣ Max fuel consumption : 350g/min

Maintenance Interval:25-35hrs  
Fuel : Jet A1 or Diesel  
Lubrication : Mobil jet oil II 5%  
Brushless starter  
Brushless pump  
Auto-restart function  
Telemetry function  
Running data recording  
UART digital interface




[www.sw-jet.com](http://www.sw-jet.com) SW120B



# Brushless motor Starter

SW120B



New version  
Brushless pump

# V3 ECU & Color GSU



The SWIWIN V3 ECU was designed from the ground up and is based on 32 bit microprocessor functionality and designed specifically for SWIWIN Turbines.

The V3 ECU offers the following benefits:

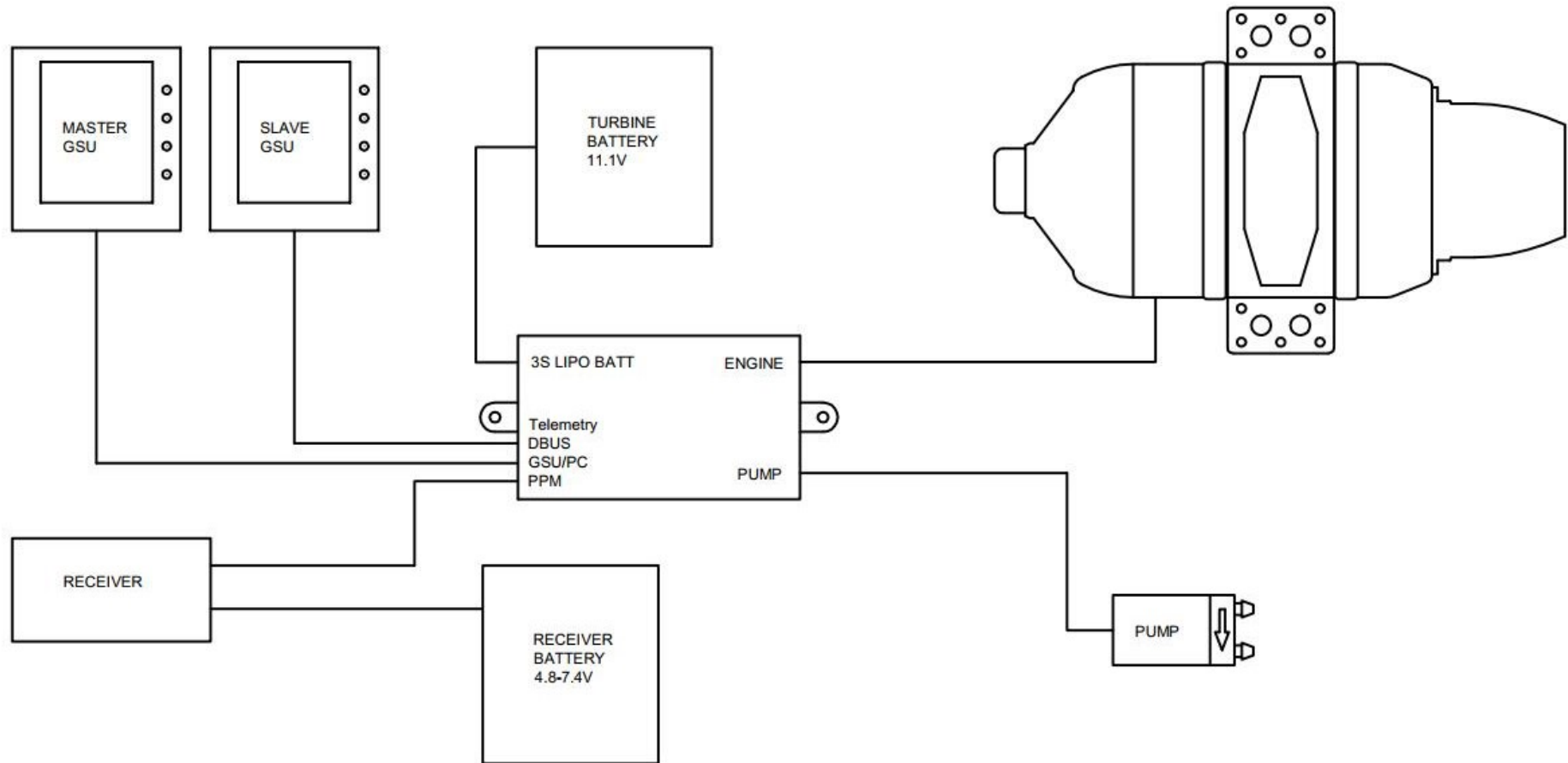
- Data Logging
- Auto start
- Automatic Restart
- Color Screen visible in direct sunlight
- Configurable thrust curve with very fast throttle response
- Telemetry function
- BUS input
- UART Digital interface



SW120B

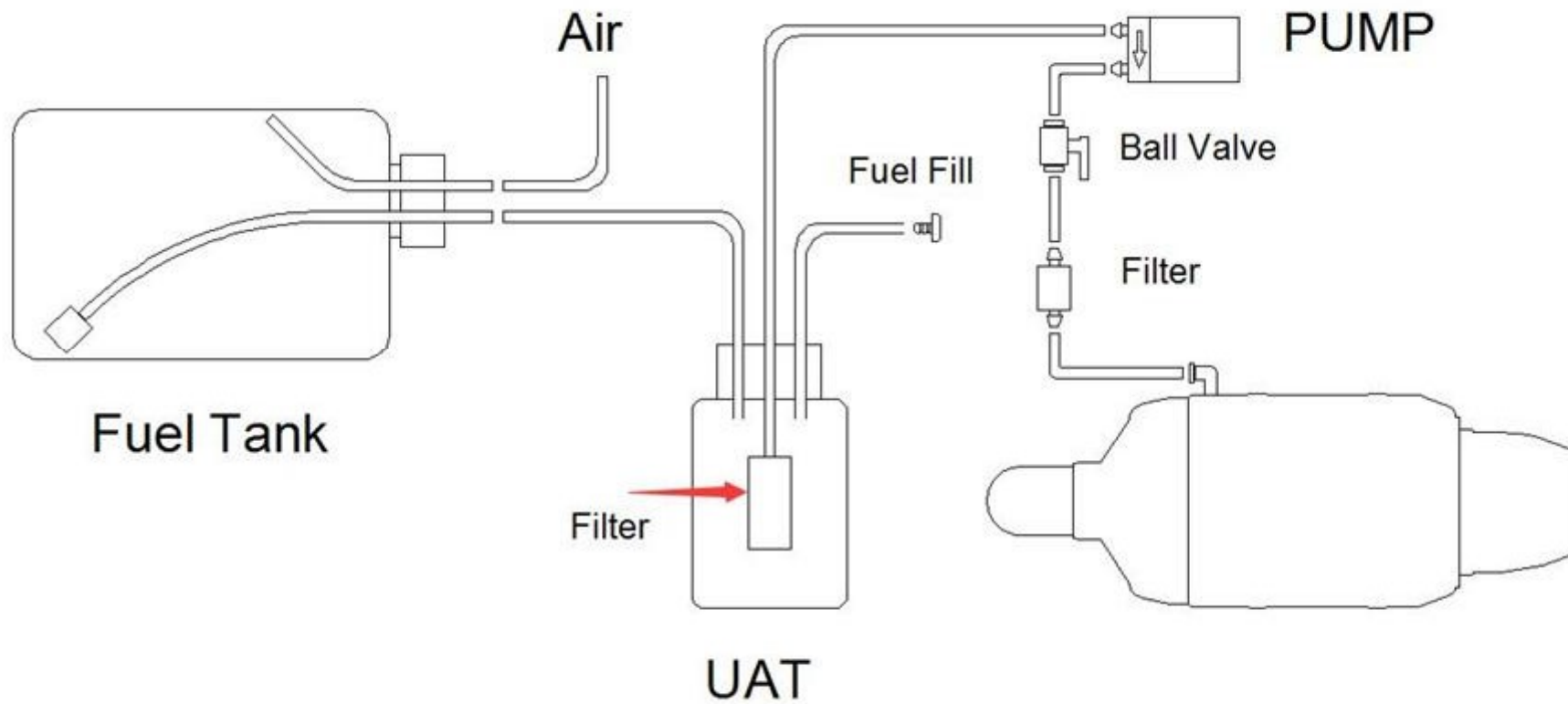


# System connection





# Fuel line connection



# Product line spec



# SWIWIN TURBINE SPEC

[illegible]