

SWIWIN SW170B

170N thrust micro turbine



SW170B complete set



Engine package
Contains
following items :

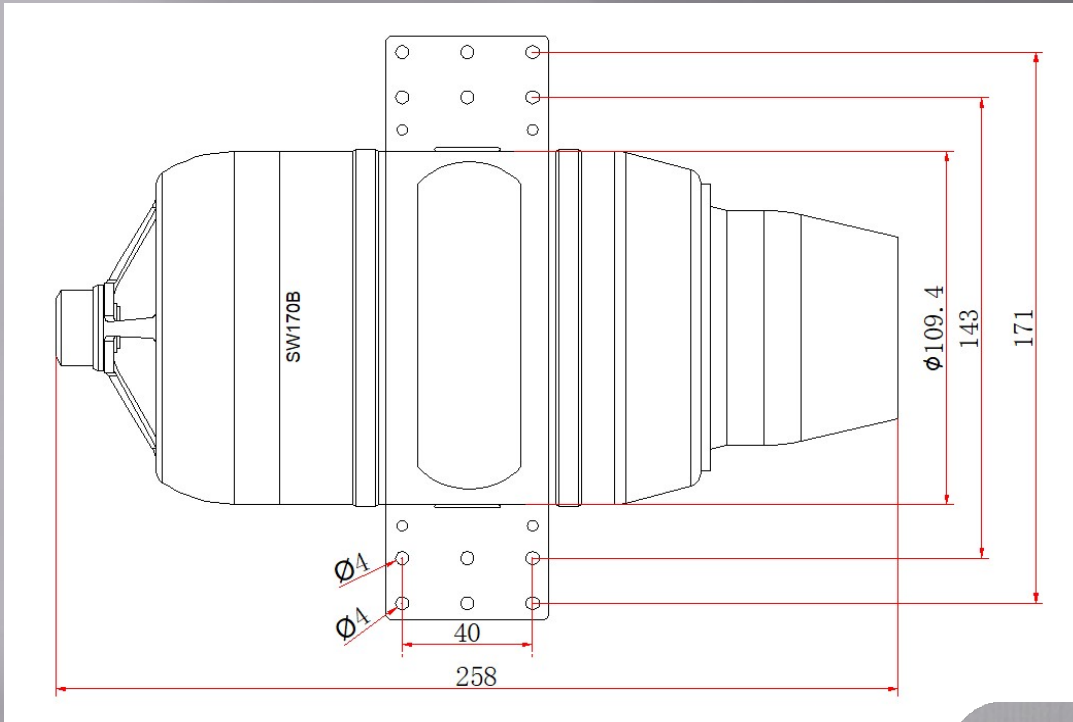
Engine and fix ring
V3 ECU
Brushless pump
Data terminal
Engine cable
Signal cable
Battery cable
Pump cable
Filter
Ball valve

specifications

▣ SW170B


- ▣ Diameter : 109mm
- ▣ Length : 258mm
- ▣ Body weight : 1450g
- ▣ Rpm range : 36,000-113,000
- ▣ Thrust : 170N (17Kg)
- ▣ Max exhaust temp : 700°C
- ▣ Max fuel consumption : 480g/min

Maintenance Interval:25-35hrs
Fuel : Jet A1 or Diesel
Lubrication : Mobil jet oil II 5%
Brushless starter
Brushless pump
Auto-restart function
Telemetry function
Running data recording
UART digital interface



www.sw-jet.com SW170B

Brushless motor Starter



New version Brushless pump

V3 ECU & Color GSU



The SWIWIN V3 ECU was designed from the ground up and is based on 32 bit microprocessor functionality and designed specifically for SWIWIN Turbines.

The V3 ECU offers the following benefits:

- Data Logging
- Auto start
- Automatic Restart
- Color Screen visible in direct sunlight
- Configurable thrust curve with very fast throttle response
- Telemetry function
- BUS input
- UART Digital interface

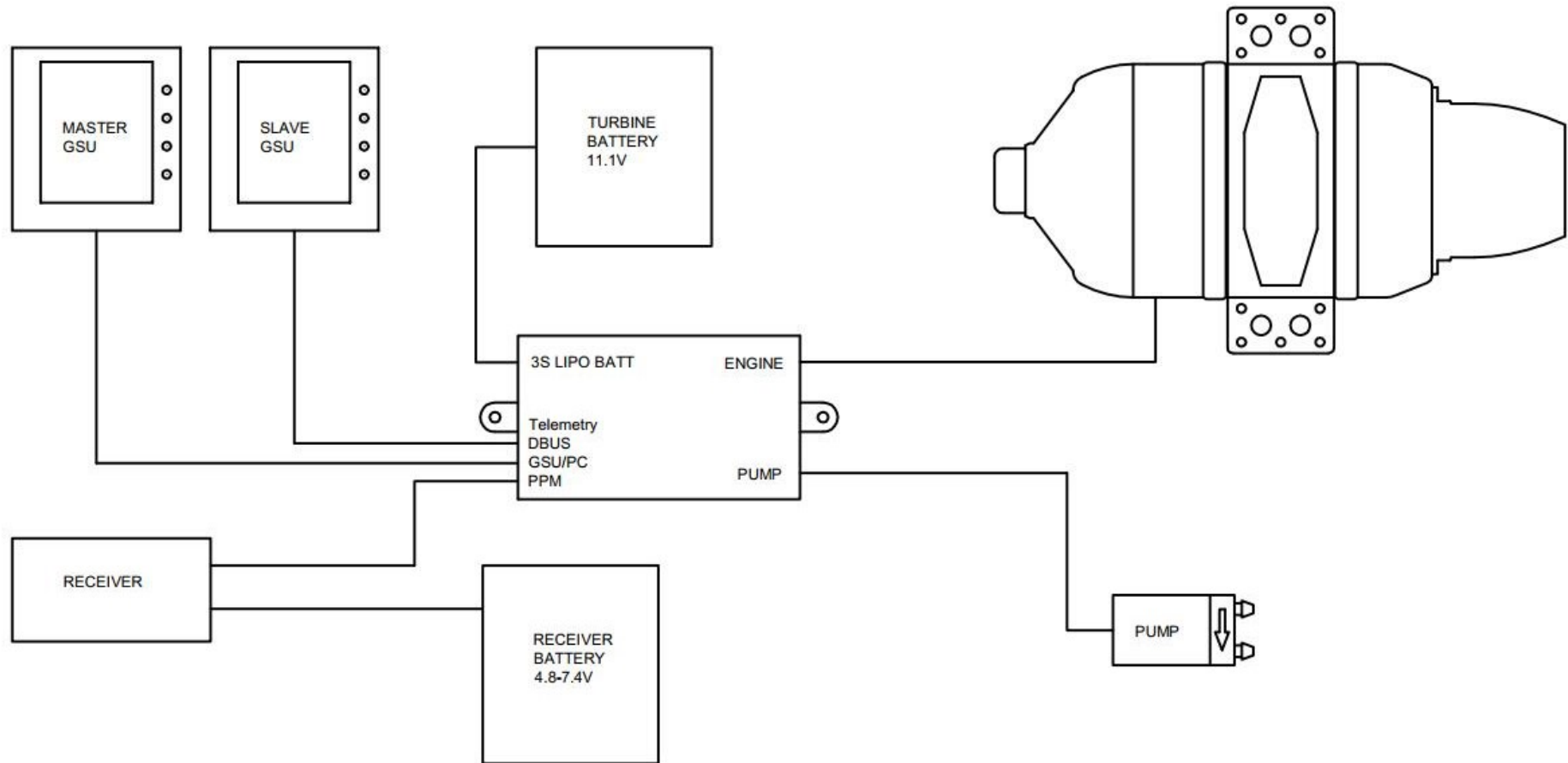


SWIWIN TURBINE SW170B

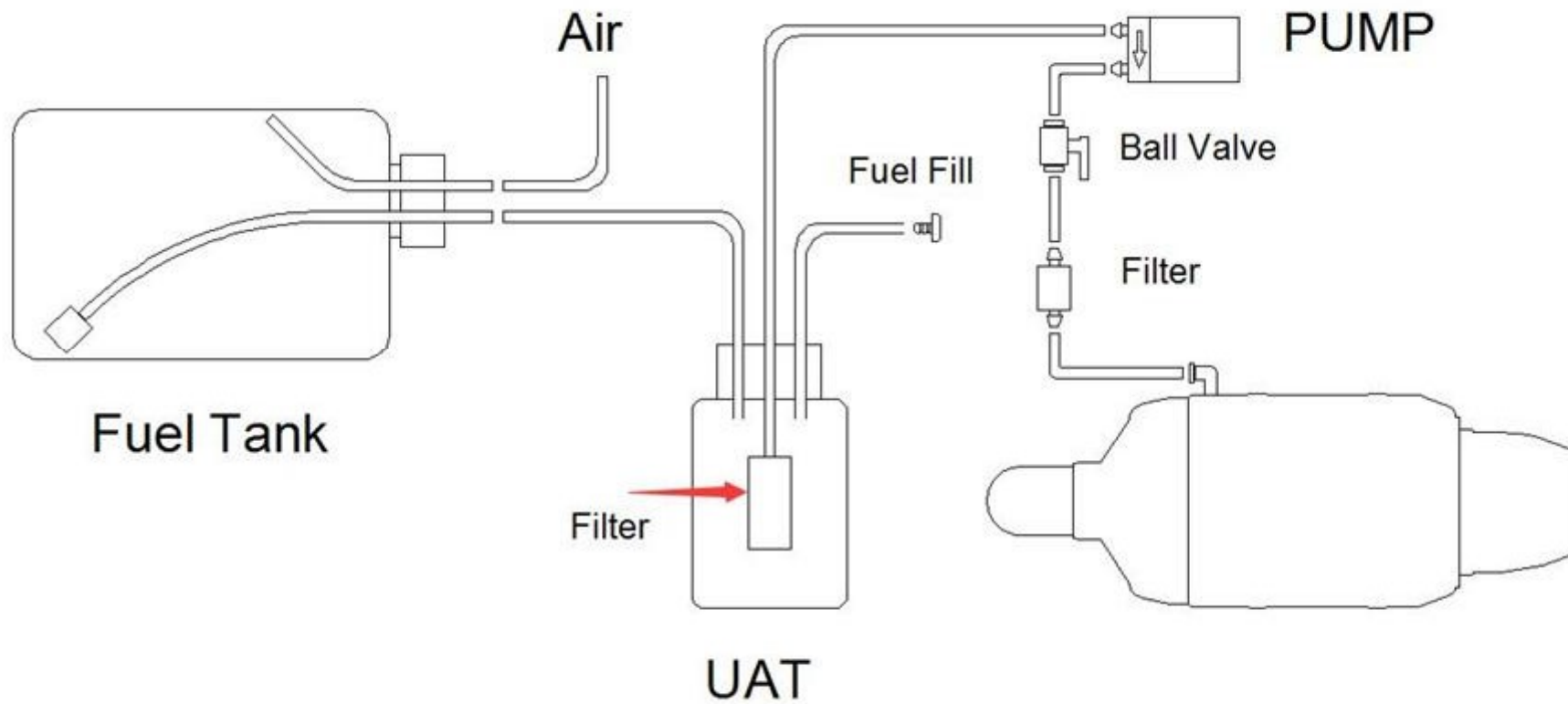


**SWIWIN
SW170B**

System connection



Fuel line connection



Product line spec



SWIWIN TURBINE SPEC

[illegible]